



Application

The 900 Series Simplex® auxiliary lockset provides fully mechanical pushbutton access control with no electrical wiring, electronics, or batteries. Exterior access is by combination. Egress is by interior thumbturn and is free at all times. Deadbolt models are manually relocking. Deadlocking spring latch models automatically relock each time the door closes, with standard latch holdback.

900 Series locksets are suitable for commercial or residential applications. Mounts above existing lockset, or can be used alone. The model 929 security lock complies with paragraph 36a of the Industrial Security Manual published by the U.S. Department of Defense (DOD), and is approved as a substitute for guard forces in the protection of Closed and Restricted Areas in the facilities of DOD contractors.

The pushbutton design eliminates problems associated with the issue, control, and collection of keys and magnetic cards. The combination can be quickly and easily changed to ensure continued maximum security once employees, tenants, or guests leave, saving the cost of new keys, key cylinders, magnetic cards, and card-encoding devices. The combination is changed without removing the lock from the door.

Custom versions of the 900 Series lockset can be developed for our OEM customers, for a variety of access control applications. Send us your specifications.

Features

One hand operation: Depress the buttons in the correct sequence, then turn the thumbturn to retract the bolt or the deadlocking latch.

Thousands of possible combinations: Authorized individuals can change the combination in seconds. One or all five buttons can be used in the combination - individually or with two or more buttons depressed simultaneously.

Easy to install on wood or metal doors: Easily retrofits primary or secondary lock installations. Exterior trim plate covers existing 2 1/8" (54mm) bores.

Rugged & weather resistant: The lock is wear-tested for intensive use. Suitable for indoor or outdoor locations.

Includes: Strike for in-swing and out-swing doors (appropriate to latch type), installation instructions, full-scale template.

Optional Features

Key override: Can be used to override the lock combination and gain access using a key. This feature allows facilities to initiate or maintain a master-keyed security system (keyed alike or keyed differently). Override model locks can be ordered with or without a cylinder.

Interior lever handle: For inswing applications. Offers a more ergonomic exit handle.

Panic bar release kit: For use on emergency exits. Connects the panic bar to the interior lock release lever, for spring latch models only.

Latch holdback: Allows access without using the lock entry code, keeping the door unlocked.

DOD requirements: Model 929 meets the following requirements for a security lock:

- Combination change access can be padlocked (on inside of door, padlock not included)
- No latch holdback
- Spring latch with deadlocking trigger (prevents prying the latch when the door is closed)
- Includes face plate shield

Specifications

Construction: All metal; cast front housing; force-proof clutch-protected thumbturn; exterior brass trim plate

Latch: 1" (25mm) deadbolt, or rim spring latch with deadlocking trigger and latch holdback

Strike: Includes strike plate for out-swing doors, cast box strike for in-swing doors. Metal door frames require the optional surface mortise box strike, or use of an adapter kit (see accessories).

Backset: 2 1/16" (65 mm) for out-swing doors, 2 1/2" (64mm) for in-swing doors

Door thickness: Standard models 1 3/8" (35 mm) to 1 1/2" (38 mm) or 1 3/4" (44 mm) to 2 1/8" (54 mm); Model 929 lockset for DOD standards, 1 3/4" (44 mm) to 2 1/8" (54 mm) only

Installation: Rim type spring latch (surface mounted on inside of door). Through-bore 1 5/8" for barrel, 3/4" (19mm) for thumbturn and 7/8" (22mm) for optional key override. Faceplate covers mounting holes.

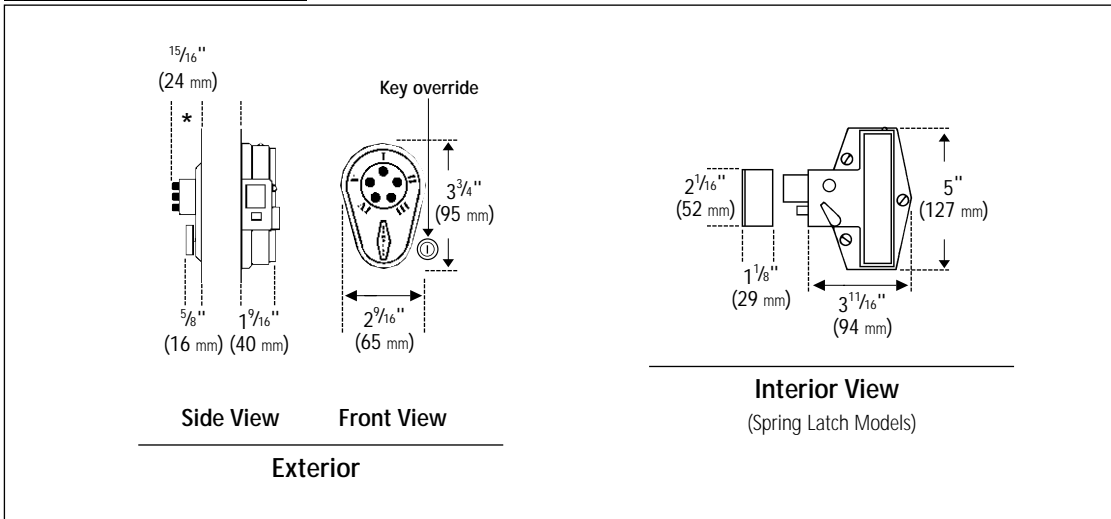
Door handing: Field reversible latch. Invert the lock for right hand doors. Roman numerals are easily read in either orientation

Control: Allen wrench for access to combination change




Finishes: 04 (633) Satin Brass; 26D (626) Satin Chrome

Weight: 4 lbs. (1.8 kg)

Dimensions



Bolt and Latch Options

 <p>Deadbolt</p>	 <p>Spring Latch</p>	 <p>Security Lock</p>
<p>Models 902, 904, 906, 910 Deadbolt 1" (25 mm) throw, flat front Auxiliary Lock Manual relock</p>	<p>Models 917, 919, 935, 938 Deadlocking Latch $\frac{5}{8}$" (16 mm) throw, flat front Primary or auxiliary Lock Automatic relock</p>	<p>Models 929 Security Lock $\frac{5}{8}$" (16 mm) throw Primary or auxiliary Lock Automatic relock</p>

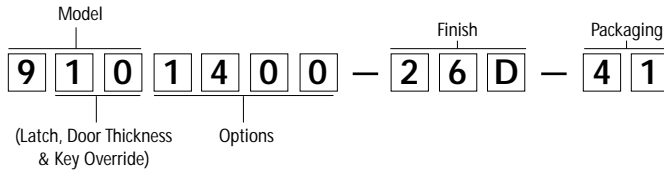
Ordering Information

Example

Model 910 with deadbolt and key override, for doors 1 3/4" (44 mm) - 2 1/8" (54 mm) thick, metal door frame strike and master key, Satin Chrome finish, packaged 1 per box.




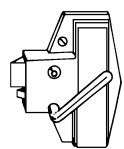
Build the part number with the features you require:



Model	Description	Bolt/Latch	Latch Holdback	Key Override	DOD Compliance	Door Thickness
9020000	900 Series lockset	Deadbolt				1 3/8" - 1 1/2" (35 mm - 38 mm)
9040000	900 Series lockset	Deadbolt				1 3/4" - 2 1/8" (44 mm - 54 mm)
9060000	900 Series lockset	Deadbolt		•		1 3/8" - 1 1/2" (35 mm - 38 mm)
9100000	900 Series lockset	Deadbolt		•		1 3/4" - 2 1/8" (44 mm - 54 mm)
9170000	900 Series lockset	Deadlocking latch	•			1 3/8" - 1 1/2" (35 mm - 38 mm)
9190000	900 Series lockset	Deadlocking latch	•			1 3/4" - 2 1/8" (44 mm - 54 mm)
9200000	900 Series lockset	Deadlocking latch				1 3/8" - 1 1/2" (35 mm - 38 mm)
9220000	900 Series lockset	Deadlocking latch				1 3/4" - 2 1/8" (44 mm - 54 mm)
9290000	900 Series lockset	Deadlocking latch			•	1 3/4" - 2 1/8" (44 mm - 54 mm)
9350000	900 Series lockset	Deadlocking latch	•	•		1 3/8" - 1 1/2" (35 mm - 38 mm)
9380000	900 Series lockset	Deadlocking latch	•	•		1 3/4" - 2 1/8" (44 mm - 54 mm)

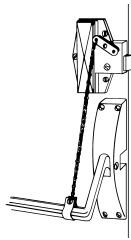
Options

To add up to four options per 900 series lock, replace the four zeroes at the end of the model number with the digits for the options desired. Leave zeroes in place for unused option digits.

Option Digit	Description
1	Substitutes a surface mounted strike for metal door frames in place of the standard strike (part number 74464). 
2	Deletes the key cylinder from key override models. Recessed escutcheon recommended for standard rim cylinder installation. Your rim cylinder tailpiece must be reduced in width to accommodate the tail receptacle.
3	Substitutes a 2 1/2" (64mm) lever in place of the standard inside thumbturn (part number 74437). 

Options

To add up to four options per 900 series lock, replace the four zeroes at the end of the model number with the digits for the options desired. Leave zeroes in place for unused option digits.

Option Digit	Description
4	Master key (key override model).
5	Adds the panic bar release kit to a spring latch model (part number 74438).
	
6	Option is now a standard lock model. Models have spring latch without latch holdback. See Models 920 and 922 in Ordering Information.
7	Deletes the key cylinder from key override models and changes gear plate to a 100 series. Recessed escutcheon recommended for standard rim cylinder installation. Your rim cylinder tailpiece must be reduced in width to accommodate the tail receptacle.
8	Changes gear plate to accept a horizontal tailpiece.
Finish	Description
04*	Satin Brass (633)
26D	Satin Chrome (626)
Packaging	Description
41	1 per box

* Not available on Model 9290000.

900 Series Accessories

Model	Description
800-04-41	Adapter kit for doors with metal frames Includes riser plates and surface mounted strike. Finish: 04 "Chiara" Bright Brass; packaged 1 per box
800-26D-41	Adapter kit for doors with metal frames Includes riser plates and surface mounted strike. Finish: 26D Satin Chrome; packaged 1 per box
805-26D-41	Face plate shield Not for use with key override models. Inhibits unauthorized observation of the combination. Finish: 26D Satin Chrome; packaged 1 per box
54266-1-11	Master keys for key override models
54266-2-11	Service keys for override models

